



Strengthening Collaboration for Successful Transitions

Dr. Kelli Nagel
Transition Summer Institute 2025

Objectives



- Identify the top bottlenecks that stall services when students change settings.
- Explore the T.E.A.M. framework and four turnkey tools that widen each lane.
- Customize one tool and commit to a first-week action for the coming school year.

“When I moved to high school nobody knew about my screen reader. I waited six weeks before I got the help back.”

— Marcus



Flash Facts: Why This Matters

34.7 %

No work or college
one year after exit

44.8 %

Transition IEPs contain
measurable goals in every area

31 %

Special-ed teachers have
adequate weekly collaboration time

3 – 5 years

New staff need to master supports
without structured hand-offs

What “Transition” Means Here

- Grade-to-grade (8 → 9)
- Building-to-building (MS → HS)
- HS → Adult life / 18-21 services



The Big 6 Bottlenecks—Where Does Your Flow Slow Down?



Information Silos

Data lives on one laptop—new team starts blind



Timing Crunch

Handoff meeting happens after the move



Role & Time Gaps

Who's doing what—and when?"



Family Uncertainty

Parents don't know who to call



Student Voice Missing

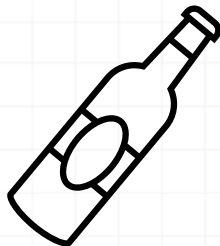
Goals set *for* the student, not *with* them



Collab-Time Deficit

No common planning block

Where Does the Flow Slow Down?









Dot-Vote

- Grab 3 dot stickers
- Tag your bottlenecks

No wrong answers—mark what jams up **your** work.

Here's the jam

 Information Silos	 Timing Crunch	 Role & Time Gaps
 Family Uncertainty	 Student Voice Missing	 Collab- Time Deficit

Here's the bottleneck-
widening

T.E.A.M

T.E.A.M. — Four Moves that Widen that bottleneck!



T. Transparency

Make info & student voice visible



E. Expectations

Clarify who does what by when



A. Action



Put supports in place fast



M. Monitoring

*Check fidelity & progress
at 4 weeks*

Let's Widen!



T – Transparency

1 Student One-Pager



STUDENT SNAPSHOT

Name _____

Photo *(optional)* _____

Attach here _____

Strengths & Interests _____

-
-
-

Top 3 Accommodations _____

- 1.
- 2.
- 3.

AT / Tech Settings _____

Device: ____ App/Ext: ____ Preset file link ► _____

Current Goals _____

Academic ____ Behavior ____ Transition ____

Self-Advocacy Cue _____

"I learn best when ... "

Key Contacts _____

Case Manager ____ • School Nurse ____ • Parent/Guardian ____

E – Expectations

2 Responsibility Matrix Card



TASK / SUPPORT	PERSON 1	PERSON 2	DEADLINE	STATUS ✓
Confirm IEP loaded & accessible				<input type="checkbox"/>
Set up AT / accessibility tools				<input type="checkbox"/>
Train gen-ed staff on top 3 accommodations				<input type="checkbox"/>
Introduce student to new schedule & locker				<input type="checkbox"/>
Send family "Who to Call" FAQ				<input type="checkbox"/>
Add your own ...				<input type="checkbox"/>

Green = done • Yellow = in progress • Red = help needed

A – Action

3 Monday– Morning Micro– Huddle Agenda



Time	Item	Guiding Questions	Notes / Decisions
00:00–02:00	Wins Check-In	What went well last week?	
02:00–05:00	Barrier Spotlight	Which support lagged?	
05:00–10:00	Plan to Fix	Who owns the next step? Deadline?	
10:00–12:00	Student & Family Voice	Any feedback?	
12:00–15:00	Look-Ahead	Upcoming events/tests?	















M – Monitoring

4 Four-Week Check-In Checklist



Area	Evidence Collected	Rating (✓ / ⚠ / ✗)	Fix Needed & By Whom
IEP Goals measurable & relevant	Latest data sheets		
Accommodations delivered as written	Walk-through & staff survey		
Assistive Tech working & used	Device log & student interview		
Family Communication at least 2 contacts	Call/email log		
Student Voice present in review	Self-reflection form		
General-Ed Feedback	Quick poll		
Next Meeting Date Set	Calendar invite		

Which Tool Busts Which Bottleneck?

	Student One-Pager (Transparency)	Responsibility Matrix (Expectations)	Monday Huddle (Action)	4-Week Check-In (Monitoring)
Information Silos				
Timing Crunch				
Role & Time Gaps				
Family Uncertainty				
Student Voice Missing				
Collab-Time Deficit				

Hands-On Hack Session

- Stand, stretch, grab a partner or group
- Pick ONE bottleneck
- Grab the matching tool page
- Add ONE tweak to a sticky note that you can have in place at the beginning of the school year
- Add it to the bottleneck poster
- Share



What tool can you use, or procedure can you put in place, at the beginning of the year to make transitions better?

What We Did Today



From Bottlenecks → Monday Moves



- named your top jams
- matched them to a tool
- hacked a fix
- shared it

That's a full test-drive of T.E.A.M.!



A-HA

An idea that you hadn't considered before, but that makes a ton of sense to you



AGREED

An idea that validates something that you are already doing in your work



NOW WHAT

An idea that you are going to take back and begin using immediately

FIND MORE TRAINING AT

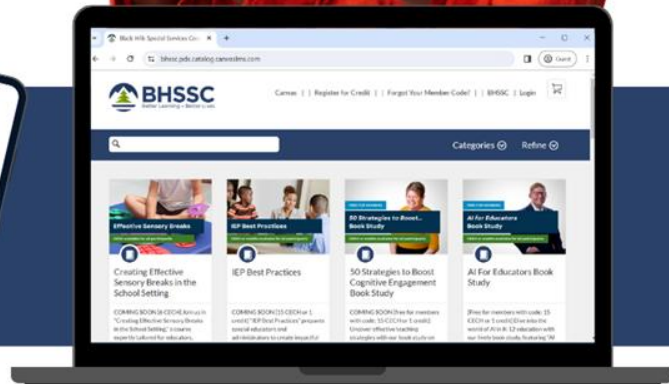
courses.bhssc.org

- on-demand, self-paced training
- for yourself or your whole team
- earn CECH certificates & credits



TIE member districts can access select trainings for **free with an annual code**.

Ask TIE staff for this year's code  or reach out to BLicht@bhssc.org.





Let's Connect!



Dr. Kyle Laughlin

Director

klaughlin@bhssc.org



Dr. Robin Gillespie

Deputy Director

rgillespie@bhssc.org



COMPASS

PARTNERS IN LEARNING

compass.bhssc.org